



# Let's Learn

## Letter E

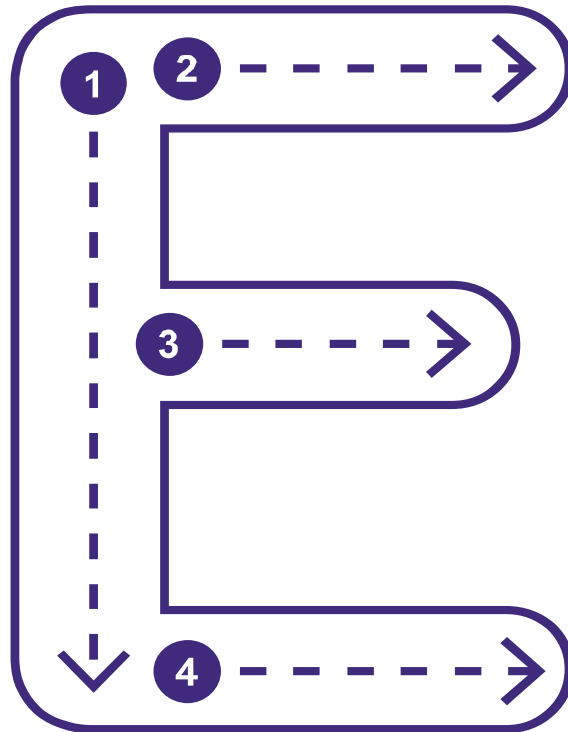
10  
pages



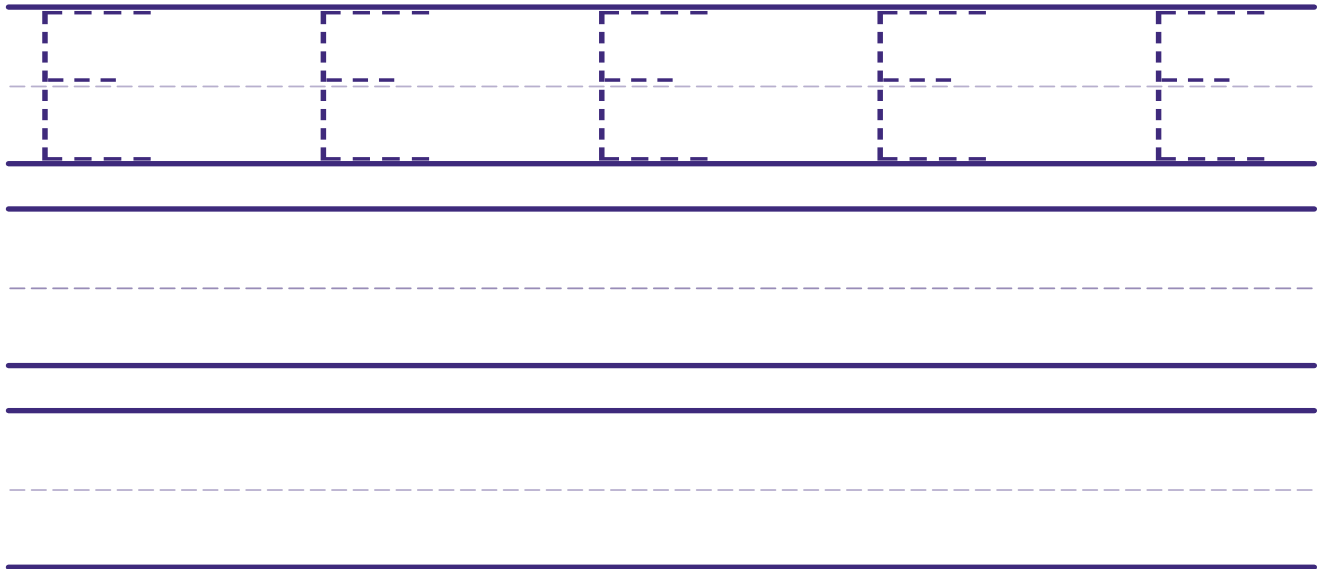


# Trace Letter E

Trace The Letter By Following The Lines.



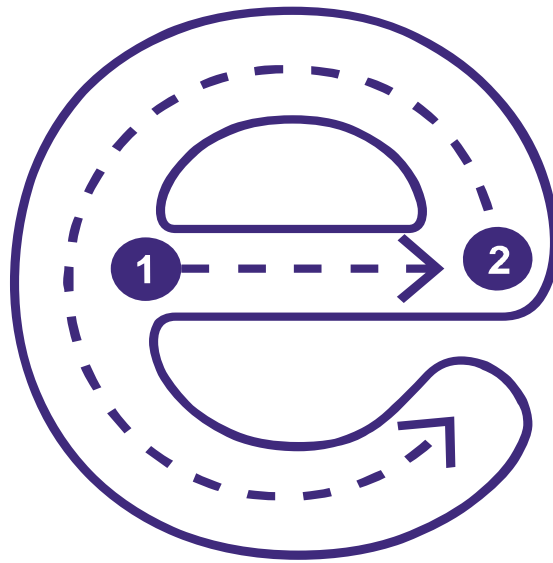
Trace The Letter & Practice them.






# Trace Letter E

Trace The Letter By Following The Lines.




Trace The Letter & Practice them.





# Trace Letter E


E e




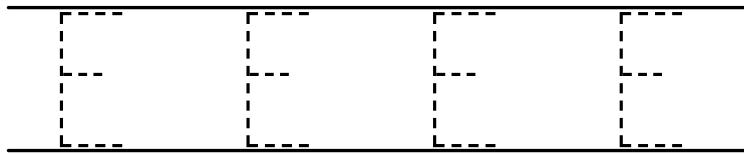
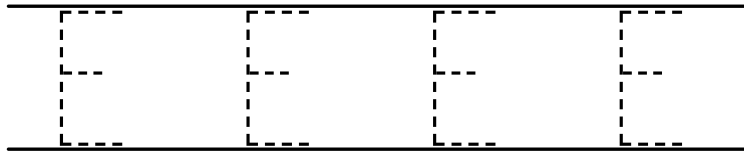
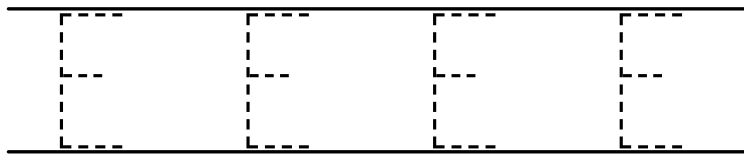
elephant



eggplant

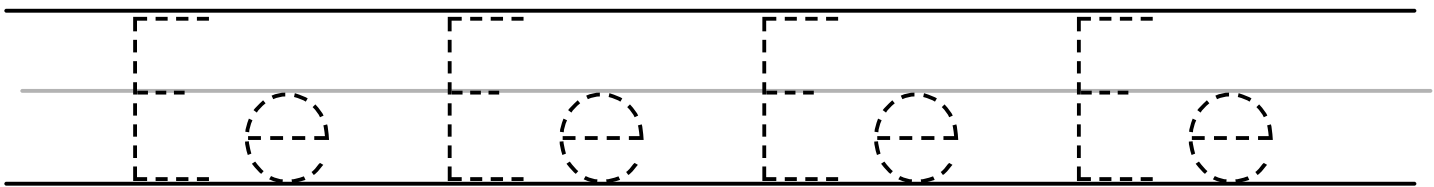
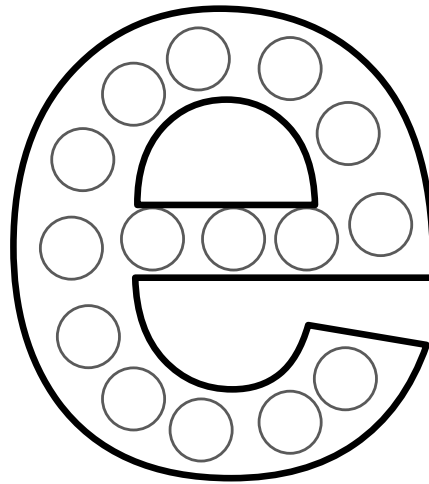
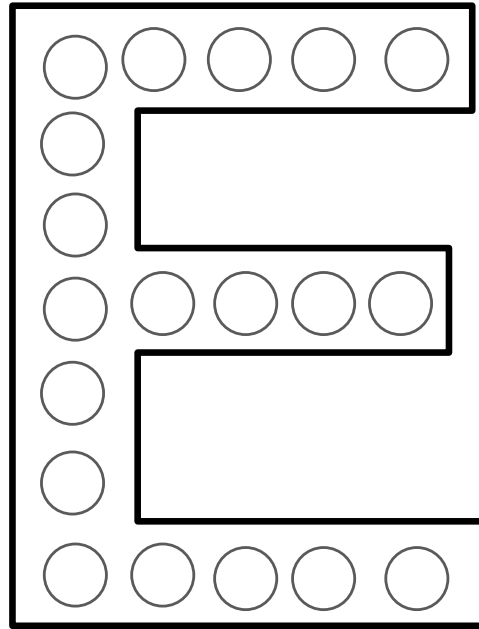


egg




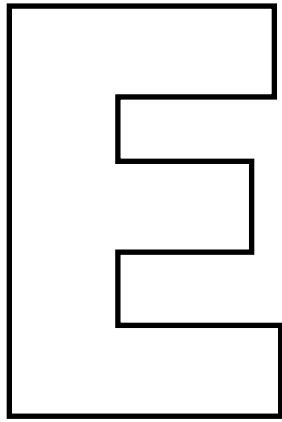


# Dot Marker






# Color Letter E




ELEPHANT




# Words with letter E



Egg



Eye



Elephant



Ear









Earth



# Circle the object

Circle all the objects that begin with the letter E






**Color The correct picture**

..... **elephant**

**Circle the correct letter**

**J m S d E P T a B n U h G**  
**K c F s M v H x Y i A b l**  
**N f X o l w Z l W r V k N y**  
**Q u D t L e o j c q R g P z**

**Color the correct Images**






# Cut and Paste

Cut and glue pictures that start with the letter E


Tracing guide for uppercase 'E' and lowercase 'e' with stroke order arrows. The uppercase 'E' has four strokes: a vertical line down (1), and three horizontal lines (2, 3, 4). The lowercase 'e' has two strokes: a counter-clockwise curve (1) and a horizontal line at the bottom (2).

Three empty rectangular boxes for pasting pictures.





# Color the missing letter



A collection of letters in circles for coloring. The letters are: A, L, E, h, C, N, A, L, A, T, E, A, E, T, T, E, P, A, A, T, and E followed by a dashed line.